



# Ministry of Interior Joint Crisis Coordination Centre



## Registered IDPs and Refugees In Kurdistan Region – Iraq

*When a disaster strikes, every minute counts;  
Immediate, coordinated and pre-planned response is Key  
To save lives & reduce the impact*

**Updated: 1 April 2018**

<b>1. Total Number of IDPs &amp; Refugees .....</b>	<b>(2)</b>
<b>2. Total Number of recent IDPs since 16, October, 2017 in Kurdistan Region.....</b>	<b>(2)</b>
<b>3. Number of Camps in KRI .....</b>	<b>(2)</b>
<b>4. Total Number of IDPs (In Camp and Non-Camp).....</b>	<b>(3)</b>
<b>5. Total Number of Refugees (In Camp and Non-Camp) .....</b>	<b>(3)</b>
<b>6. Erbil Governorate.....</b>	<b>(4)</b>
6.1 IDPs Camps	
6.2 Refugees Camps	
<b>7. Duhok Governorate.....</b>	<b>(5)</b>
7.1 IDPs Camps	
7.2 Refugees Camps	
<b>8. Slemani Governorate.....</b>	<b>(6)</b>
8.1 IDPs Camps	
8.2 Refugees Camps	

### 1. Total Number of IDPs and Refugees:

Country	Syria	Turkey	Iran	Palestine
Refugee Registered	240,014	20,698	13,112	689
<b>Total Refugees Registered in KRI</b>	<b>274,513 Individuals</b>			
<b>Total IDPs Registered</b>	<b>1,169,374 Individuals</b>			
<b>Total IDPs &amp; Refugees registered</b>	<b>1,443,887 Individuals</b>			





### 2. The total Number of recent IDPs since 16<sup>th</sup> October 2017 in Kurdistan Region of Iraq.

Governorate	Families	Individuals	% Of IDPs
Erbil	8043	38,692	%26
Slemani	16,613	91,371	%61.41
Duhok	3404	18,722	%12.58
<b>Total</b>	<b>28,060</b>	<b>148,785</b>	





### 3. Number of Camps in KRI

Governorate	IDP Camps	Refugee Camps	Total
Erbil	9	4	13
Duhok	17	4	21
Slemani	6	1	7
<b>Total</b>	<b>32</b>	<b>9</b>	<b>41</b>

#### 4. Total Number of IDPs (In-Camp and Non-Camp)

Governorate	Number of Families 	Number of Individuals 	% of IDP In-Camp 	% of IDP None- Camp 	% of IDP in three Governorates
<b>In – Camp</b>					
Erbil	7991	40,535	%3.46		
Duhok	30,965	168,667	%14.42		
Slemani	3,969	18,653	%1.59		
<b>Total</b>	<b>42,925</b>	<b>227,855</b>	<b>%19.47</b>		
<b>Non-Camp</b>					
Erbil	104,162	519,621		%44.43	
Duhok	46,011	236,138		%20.19	
Slemani	30,960	185,760		%15.88	
<b>Total</b>	<b>181,133</b>	<b>941,519</b>		<b>%80.05</b>	
<b>Total All</b>	<b>224,058</b>	<b>1,169,374</b>		<b>%99.52</b>	

#### 5. Total Number of Refugees (In-Camp and Non-Camp)

Governorate	Number of Families 	Number of Individuals 	% of Refugee In-Camp 	% of Refugee None-Camp 	% of refugee in three Governorates
<b>In-Camp</b>					
Erbil	7,396	30,772	%12.82		
Duhok	13,217	52,771	% 21.9		
Slemani	2,257	8,743	%3.64		
<b>Total</b>	<b>22,870</b>	<b>92,286</b>	<b>% 38.36</b>		
<b>Non-Camp</b>					
Erbil	35,162	90,480		%37.6	
Duhok	11,236	34,309		%14.2	
Slemani	8,843	22,939		%9.5	
<b>Total</b>	<b>55,241</b>	<b>147,728</b>		<b>%61.3</b>	
<b>Grand Total</b>	<b>78,111</b>	<b>240,014</b>		<b>%99.66</b>	

## 6. Erbil Governorate:

### 6.1 IDPs in Camps:

#	District	Camp Name	No. of Families	No. of Individuals	Constructed by	Capacity	Status
1	Erbil	Bahrka	835	4160	UNHCR & ERC	6.100	Open
2	Erbil	Harsham	301	1512	ERC	1.438	Open
3	Erbil	Chamakor	297	1,437.			Open
4	Erbil	Khazir M1	2035	9873			Open
5	Erbil	Dibaga 1	1712	9104			Open
6	Erbil	Dibaga 2	182	1016			Open
7	Erbil	Dibaga Stadium	204	1033			Open
8	Erbil	Hassansham M2	13	59			Open
9	Erbil	Hasansham U2	1117	5810	UNHCR	1.400	Open
10	Erbil	Hassansham U3	1295	6531			
<b>Total</b>			<b>7,991</b>	<b>40,535</b>			

### 6.2 Refugees in Camps:

#	Camp Name	No. of Families	No. of Individuals	Status
1	Basirma	692	3,083	Open
2	Darashakran	2,644	11,541	Open
3	Kawergosk	2,024	7967	Open
4	Qushtapa	2,036	7,762	Open
<b>Total</b>		<b>7,312</b>	<b>30,353</b>	

## 7. Duhok Governorate:

### 7.1 IDPs in Camps:

#	District	Camp Name	No. of Families	No. of Individuals	Constructed by	Capacity	Status
1	Zaxo	Bersev 1	1593	8837	AFAD	2.500	Open
2		Bersev 2	1705	9374	UNHCR	1.820	Open
3		Darkar	719	3955	UNHCR	801	
4		Cham Meshko	5033	27,425	Government	5.000	Open
5	Summel	Kabarto 1	2498	13,492	Government	3.000	Open
6		Kabarto 2	2531	13,476	Government	3.000	Open
7		Bajet Kandala 1	1010	5297	UNHCR	562	Open
8		Bajet Kandala 2	993	5427	UNHCR	960	Open
9		Khanki	2839	16,316	UNHCR	3.120	Open
10		Rwanga (Qadial)	2644	14,288	NGO	2.997	Open
11		Sharyia	3053	16,471	AFAD	4.000	Open
12		Sheikhan	Garmawa	209	1080	UNHCR	1.200
13	Esyar		2634	14,641	Government	3.003	Open
14	Mamrashan		1656	8644	Gov. + NGOs + UNHCR	1,829	Open
15		Shekhan	844	4667	NGOs	1.004	Open
17	Akre	Mamlyan	347	1798	Government	3.000	Open
18	Amedi	Dawodeya	657	3479	UNHCR	900	Open
<b>Total</b>			<b>30,965</b>	<b>168,667</b>		<b>56,744</b>	

### 7.2 Refugees in Camps

#	Camp Name	No. of Families	No. of Individuals	Status
1	Akre Settlement	287	1,168	Open
2	Domiz Camp 1	8521	32,901	Open
3	Domiz Camp 2	2430	10,038	Open
4	Gawilan	1979	8664	Open
<b>Total</b>		<b>13,217</b>	<b>52,771</b>	

## 8. Slemani Governorate:

## 8.1 IDPs in Camps

#	District	Camp Name	No. of Families	No. of Individuals	Constructed by	Capacity	Status
1	Slemani	Arbat	370	1795	KURDS	4800	Open
2	Slemani	Ashti	2437	11,679	KURDS	7000	Open
3	Garmyan	Qoratu	269	1200	KURDS/UNHCR	8000	Open
4	Dokan	Surdash	371	1674		4,800	Under Construction
5	Garmyan	Taza De	412	1891	KRG, Iraqi Government	6000	Open
6	Slemani	Barzanja	110	414			Open
<b>Total</b>			<b>3969</b>	<b>18,653</b>			

## 8.2 Refugees in Camps

#	Camp Name	No. of Families	No. of Individuals	Status
1	Arbat/Barika	2,257	8,743	Opened
<b>Total</b>		<b>2,257</b>	<b>8,743</b>	

**Contact Information:**

<b>Name</b>	<b>Position</b>	<b>Phone</b>	<b>Email</b>
<b>Ali Saeed Ahmed</b>	Director of Information Management	0750 765 50 55	<a href="mailto:Ali.saeed@jcckrg.Org">Ali.saeed@jcckrg.Org</a>
<b>Avan Mirkhan Ahmed</b>	Data Exchange Officer	0750 799 97 97	<a href="mailto:Avan.mirkhan@jcckrg.Org">Avan.mirkhan@jcckrg.Org</a>